

Bugel

first connection / mouthpiece to receiver

lefreQue

dutch original sound solution

position lefreQue

materials

Bugel with ultimate band

Start with the material of your instrument or a higher quality. For brass instruments that could be brass or red brass. The solid silver has the best price-quality ratio. You can go up to 24 k solid gold.



55 mm Xtra curved lefreQue



+

55 mm Ultimate Band



or +

55 mm Standard Band



How to try:

Individual exercises

- Play a chromatic scale (long notes without vibrato). Play it with, without and then with lefreQue again. Pay attention to intonation and evenness of tone production.
- Play octaves. Play it with, without and then with lefreQue again. Listen to your tone as if you play a duet with your own overtones. Pay attention to the difference in tuning with and without lefreQue.
- Play different fragments outside your comfort zone with difficult bindings or intervals. Feel the differences in ease of playing and pay attention to your intonation.

Joint exercise

- Play a scale together (long notes and without vibrato). Play it with, without and then with lefreQue again. First unisono and then in octaves. Listen to the difference in tuning and projection.
- Play a duet with any other wind instrument and pay attention to the differences in intonation.

We hope you enjoy these exercises. Thanks for trying lefreQue!

missing link for **ALL** wind instruments

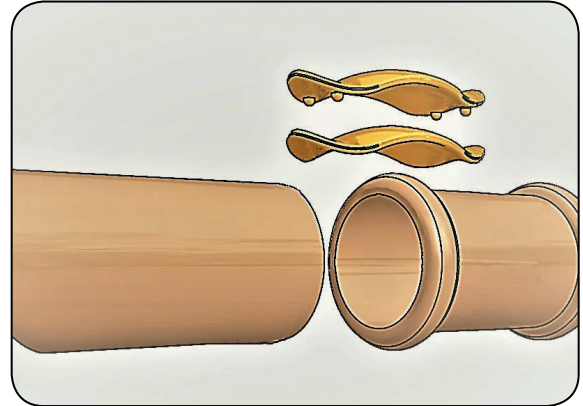
www.lefreQue.com

Universal Manual


lefreQue
dutch original sound solution

Important !!!


Always place the plate with dots on top



Thumb and middle finger



Band over the ball



Always place your lefreQue at the side where the tube of your instrument is most free!



Scan the QR code and see how-to-use movies

