

# Trombone

first connection / mouthpiece to receiver

# lefreQue

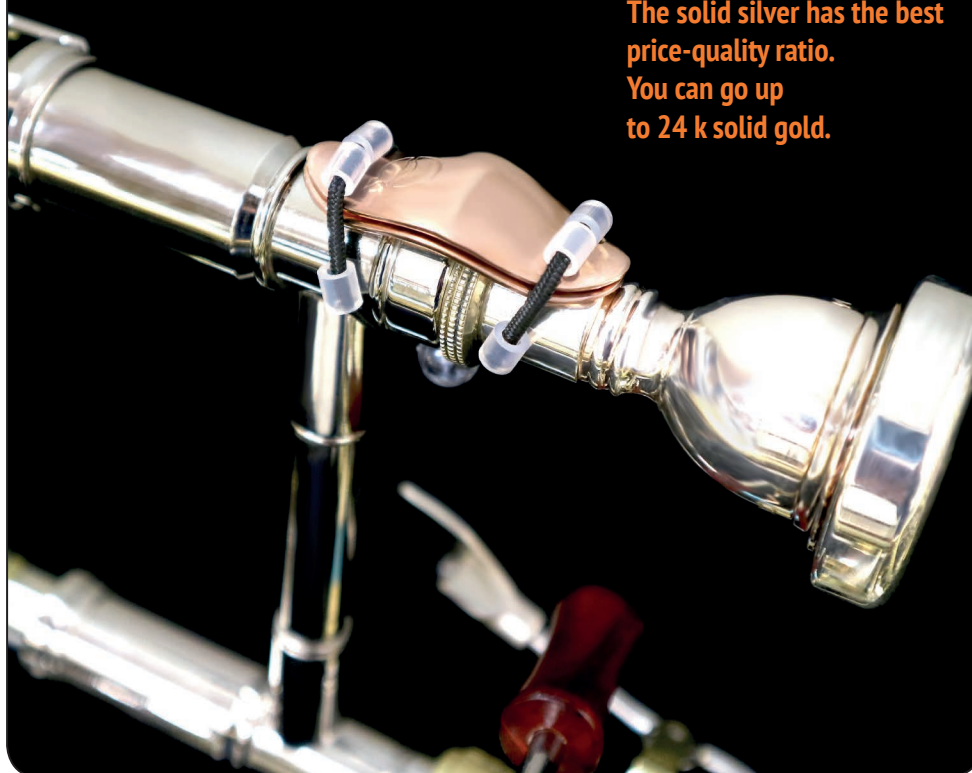
dutch original sound solution

position lefreQue

materials

Trombone with ultimate band

Start with the material of your instrument or a higher quality. For brass instruments that could be brass or red brass. The solid silver has the best price-quality ratio. You can go up to 24 k solid gold.



41 mm lefreQue



+

55 mm Ultimate Band



or +

55 mm Standard Band



How to try:

Individual exercises

- Play a chromatic scale (long notes without vibrato). Play it with, without and then with lefreQue again. Pay attention to intonation and evenness of tone production.
- Play octaves. Play it with, without and then with lefreQue again. Listen to your tone as if you play a duet with your own overtones. Pay attention to the difference in tuning with and without lefreQue.
- Play different fragments outside your comfort zone with difficult bindings or intervals. Feel the differences in ease of playing and pay attention to your intonation.

Joint exercise

- Play a scale together (long notes and without vibrato). Play it with, without and then with lefreQue again. First unisono and then in octaves. Listen to the difference in tuning and projection.
- Play a duet with any other wind instrument and pay attention to the differences in intonation.

We hope you enjoy these exercises. Thanks for trying lefreQue!

missing link for **ALL** wind instruments

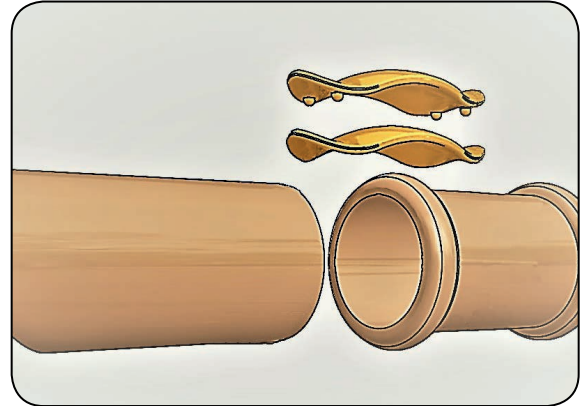
[www.lefreQue.com](http://www.lefreQue.com)

# Universal Manual


lefreQue  
dutch original sound solution

**Important !!!**


**Always place the plate with dots on top**



**Thumb and middle finger**



**Band over the ball**



**Always place your lefreQue at the side where the tube of your instrument is most free!**



**Scan the QR code and see how-to-use movies**

